

TEXAS INSTRUMENTS INC. FUTURE (TXNF) - EUX/C12

2024/07/18 18:34:47

Price
208.6777 USD

Difference  **-2.01% (-4.28)**

General attributes

Symbol	TXNFC12
Exchange	Eurex
Currency	USD
Security type	Future
Underlying	TEXAS INSTRUMENTS INC
Maturity	06-2025
Contract size	100

Market data

Bid (Bid size)	- USD (-)
Ask (Ask size)	- USD (-)
Open	208.6777 USD
High	208.6777 USD
Low	208.6777 USD
Close (prev. day)	212.9534 USD
Underlying	TEXAS INSTRUMENTS INC
Underlying price (date)	205.87 (24/07/18)
Settlement price (date)	208.68 (24/07/18)
Open Interest	0

Performance and Risk

	6m	1Y	3Y
Perf (%)	+24.08%	+12.28%	-
Perf (abs.)	+40.49	+22.82	-
Beta	-	-	-
Volatility	28.74	25.91	-

Futures and Options

Related Futures	-
Related Options	-








5Y

Information about previous performance does not guarantee future performance.
Source: FactSet

Price data

Ø price 5 days Ø volume 5 days (pcs.)	209.1839 USD (0)
Ø price 30 days Ø volume 30 days (pcs.)	203.9649 USD (0)
Ø price 100 days Ø volume 100 days (pcs.)	179.4030 USD (0)
Ø price 250 days Ø volume 250 days (pcs.)	168.6512 USD (0)
YTD High date	212.9534 USD (2024/07/17)
YTD Low date	160.7075 USD (2024/02/14)
52 Weeks High date	212.9534 USD (2024/07/17)
52 Weeks Low date	143.3242 USD (2023/10/30)

Recent Research

on sector		on market	
Date		Headline	Download
2024/07/18		Akciové trhy - denní zpráva	
2024/07/17		Akciové trhy - denní zpráva	
2024/07/16		Akciové trhy - denní zpráva	
2024/07/15		Akciové trhy - denní zpráva	
2024/07/12		Global Equity Ratings	