

TELENOR ASA FUTURE (TEQF) - EUX/C11

2024/04/30 18:40:03

Price
10.3332 EURDifference  0.99% (0.10)

General attributes

Symbol	TEQFC11
Exchange	Eurex
Currency	EUR
Security type	Future
Underlying	TELENOR ASA
Maturity	03-2025
Contract size	100

Market data

Bid (Bid size)	- EUR (-)
Ask (Ask size)	- EUR (-)
Open	10.3332 EUR
High	10.3332 EUR
Low	10.3332 EUR
Close (prev. day)	10.2321 EUR
Underlying	TELENOR ASA
Underlying price (date)	124.00 (24/05/14)
Settlement price (date)	10.78 (24/05/13)
Open Interest	0

Performance and Risk

	6m	1Y	3Y
Perf (%)	+7.21%	-4.05%	-
Perf (abs.)	+0.70	-0.44	-
Beta	-	-	-
Volatility	20.50	22.75	-

Futures and Options

Related Futures	-
Related Options	-











5Y

Information about previous performance does not guarantee future performance.
Source: FactSet

Price data

Ø price 5 days Ø volume 5 days (pcs.)	10.3232 EUR (0)
Ø price 30 days Ø volume 30 days (pcs.)	9.9814 EUR (0)
Ø price 100 days Ø volume 100 days (pcs.)	9.8025 EUR (0)
Ø price 250 days Ø volume 250 days (pcs.)	9.5520 EUR (0)
YTD High date	10.5185 EUR (2024/04/23)
YTD Low date	9.2664 EUR (2024/02/06)
52 Weeks High date	10.7291 EUR (2023/05/10)
52 Weeks Low date	8.5385 EUR (2023/07/18)

Recent Research

on sector			
Date		Headline	Download
2024/04/26		Global Equity Ratings	
2024/04/03		Global Equity Ratings	
2024/03/13		Global Equity Ratings	
2024/02/22		Global Equity Ratings	
2024/02/14		Global Equity Ratings	