

# AT & T INC. FUTURE (TFFF) - EUX/C1

2024/09/17 18:46:17

**Price**  
21.9097 USD

**Difference**  -1.10% (-0.24)

### General attributes

Symbol	TFFFC1
Exchange	Eurex
Currency	USD
Security type	Future
Underlying	AT&T INC.
Maturity	09-2024
Contract size	100

### Market data

Bid (Bid size)	- USD (-)
Ask (Ask size)	- USD (-)
Open	21.9097 USD
High	21.9097 USD
Low	21.9097 USD
Close (prev. day)	22.153 USD
Underlying	AT&T INC.
Underlying price (date)	21.90 (24/09/18)
Settlement price (date)	21.91 (24/09/17)
Open Interest	0

### Performance and Risk

	6m	1Y	3Y
Perf (%)	+29.57%	+46.46%	-
Perf (abs.)	+5.00	+6.95	-
Beta	-	-	-
Volatility	20.97	21.96	-

### Futures and Options

Related Futures	-
Related Options	-












Information about previous performance does not guarantee future performance.  
Source: FactSet

### Price data

Ø price 5 days   Ø volume 5 days (pcs.)	21.7003 USD (0)
Ø price 30 days   Ø volume 30 days (pcs.)	20.2076 USD (0)
Ø price 100 days   Ø volume 100 days (pcs.)	19.4160 USD (0)
Ø price 250 days   Ø volume 250 days (pcs.)	17.2257 USD (0)
YTD High   date	22.1530 USD (2024/09/16)
YTD Low   date	16.0421 USD (2024/04/16)
52 Weeks High   date	22.1530 USD (2024/09/16)
52 Weeks Low   date	14.2673 USD (2023/10/04)

### Recent Research

on underlying	on sector	on market	
Date		Headline	Download
2024/09/11		Global Equity Ratings	
2024/09/05		Global Equity Ratings	
2024/08/12		Global Equity Ratings	
2024/07/24		Global Equity Ratings	
2024/07/12		Global Equity Ratings	