

KONE CORP. [NEW] FUTURE (TKC4) - EUX/C2

2024/04/30 19:06:44

Price
52.1359 EURDifference  -0.91% (-0.48)

General attributes

Symbol	TKC4C2
Exchange	Eurex
Currency	EUR
Security type	Future
Underlying	KONE OYJ
Maturity	06-2024
Contract size	100

Market data

Bid (Bid size)	- EUR (-)
Ask (Ask size)	- EUR (-)
Open	52.1359 EUR
High	52.1359 EUR
Low	52.1359 EUR
Close (prev. day)	52.6164 EUR
Underlying	KONE OYJ
Underlying price (date)	46.58 (24/05/03)
Settlement price (date)	51.96 (24/05/02)
Open Interest	0

Performance and Risk

	6m	1Y	3Y
Perf (%)	+13.14%	-10.97%	-
Perf (abs.)	+6.06	-6.43	-
Beta	-	-	-
Volatility	19.57	19.38	-

Futures and Options

Related Futures	-
Related Options	-












Information about previous performance does not guarantee future performance.
Source: FactSet

Price data

Ø price 5 days Ø volume 5 days (pcs.)	51.5651 EUR (0)
Ø price 30 days Ø volume 30 days (pcs.)	50.0828 EUR (0)
Ø price 100 days Ø volume 100 days (pcs.)	50.0839 EUR (0)
Ø price 250 days Ø volume 250 days (pcs.)	50.3338 EUR (0)
YTD High date	52.6164 EUR (2024/04/29)
YTD Low date	48.1860 EUR (2024/01/19)
52 Weeks High date	59.6811 EUR (2023/05/08)
52 Weeks Low date	44.2554 EUR (2023/10/24)

Recent Research

on underlying	on sector	on market	
Date		Headline	Download
2023/10/27		Global Equity Ratings	
2023/09/29		Global Equity Ratings	
2023/09/08		Global Equity Ratings	
2023/08/22		Global Equity Ratings	
2023/08/17		Global Equity Ratings	