

KONE CORP. [NEW] FUTURE (TKC4) - EUX/C2

2024/04/19 18:40:58

Price
49.2894 EURDifference  -0.66% (-0.33)

General attributes

Symbol	TKC4C2
Exchange	Eurex
Currency	EUR
Security type	Future
Underlying	KONE OYJ
Maturity	06-2024
Contract size	100

Market data

Bid (Bid size)	- EUR (-)
Ask (Ask size)	- EUR (-)
Open	49.2894 EUR
High	49.2894 EUR
Low	49.2894 EUR
Close (prev. day)	49.6156 EUR
Underlying	KONE OYJ
Underlying price (date)	42.90 (24/04/19)
Settlement price (date)	49.29 (24/04/19)
Open Interest	0

Performance and Risk

	6m	1Y	3Y
Perf (%)	+9.18%	-12.38%	-
Perf (abs.)	+4.14	-6.96	-
Beta	-	-	-
Volatility	19.32	19.58	-

Futures and Options

Related Futures	-
Related Options	-

5Y










Information about previous performance does not guarantee future performance.
Source: FactSet

Price data

Ø price 5 days Ø volume 5 days (pcs.)	49.8181 EUR (0)
Ø price 30 days Ø volume 30 days (pcs.)	49.7507 EUR (0)
Ø price 100 days Ø volume 100 days (pcs.)	49.7921 EUR (0)
Ø price 250 days Ø volume 250 days (pcs.)	50.5617 EUR (0)
YTD High date	52.2744 EUR (2024/02/21)
YTD Low date	48.1860 EUR (2024/01/19)
52 Weeks High date	59.6811 EUR (2023/05/08)
52 Weeks Low date	44.2554 EUR (2023/10/24)

Recent Research

on underlying	on sector	on market		
Date			Headline	Download
2023/10/27			Global Equity Ratings	
2023/09/29			Global Equity Ratings	
2023/09/08			Global Equity Ratings	
2023/08/22			Global Equity Ratings	
2023/08/17			Global Equity Ratings	