

FERROVIAL S.A. FUTURE (TUFG) - EUX/C9

2024/10/18 19:24:18

Price
40.2262 EUR

Difference  0.42% (0.17)

General attributes

Symbol	TUFGC9
Exchange	Eurex
Currency	EUR
Security type	Future
Underlying	FERROVIAL SE
Maturity	06-2026
Contract size	100

Market data

Bid (Bid size)	- EUR (-)
Ask (Ask size)	- EUR (-)
Open	40.2262 EUR
High	40.2262 EUR
Low	40.2262 EUR
Close (prev. day)	40.0563 EUR
Underlying	FERROVIAL SE
Underlying price (date)	38.96 (24/10/18)
Settlement price (date)	40.23 (24/10/18)
Open Interest	0

Performance and Risk

	6m	1Y	3Y
Perf (%)	+15.68%	+24.64%	-
Perf (abs.)	+5.45	+7.95	-
Beta	-	-	-
Volatility	23.40	22.87	-

Futures and Options

Related Futures	-
Related Options	-

5Y











Information about previous performance does not guarantee future performance.
Source: FactSet

Price data

Ø price 5 days Ø volume 5 days (pcs.)	39.8390 EUR (0)
Ø price 30 days Ø volume 30 days (pcs.)	39.4710 EUR (0)
Ø price 100 days Ø volume 100 days (pcs.)	38.9660 EUR (0)
Ø price 250 days Ø volume 250 days (pcs.)	37.1431 EUR (0)
YTD High date	40.3814 EUR (2024/07/30)
YTD Low date	34.7735 EUR (2024/04/18)
52 Weeks High date	40.3814 EUR (2024/07/30)
52 Weeks Low date	29.4627 EUR (2023/10/26)

Recent Research

on sector		on market	
Date		Headline	Download
2024/09/27		Global Equity Ratings	
2024/09/11		Global Equity Ratings	
2024/09/05		Global Equity Ratings	
2024/08/12		Global Equity Ratings	
2024/07/24		Global Equity Ratings	