

FERROVIAL S.A. FUTURE (TUFG) - EUX/C9

2024/06/21 19:40:05

Price
37.7619 EUR

Difference  -1.08% (-0.41)

General attributes

Symbol	TUFGC9
Exchange	Eurex
Currency	EUR
Security type	Future
Underlying	FERROVIAL SE
Maturity	06-2026
Contract size	100

Market data

Bid (Bid size)	- EUR (-)
Ask (Ask size)	- EUR (-)
Open	37.7619 EUR
High	37.7619 EUR
Low	37.7619 EUR
Close (prev. day)	38.174 EUR
Underlying	FERROVIAL SE
Underlying price (date)	37.97 (24/07/11)
Settlement price (date)	39.86 (24/07/11)
Open Interest	0

Performance and Risk

	6m	1Y	3Y
Perf (%)	+9.29%	+21.05%	-
Perf (abs.)	+3.21	+6.57	-
Beta	-	-	-
Volatility	20.70	22.73	-

Futures and Options

Related Futures	-
Related Options	-

5Y











Information about previous performance does not guarantee future performance.
Source: FactSet

Price data

Ø price 5 days Ø volume 5 days (pcs.)	37.8727 EUR (0)
Ø price 30 days Ø volume 30 days (pcs.)	- EUR (-)
Ø price 100 days Ø volume 100 days (pcs.)	36.7870 EUR (0)
Ø price 250 days Ø volume 250 days (pcs.)	34.1580 EUR (0)
YTD High date	38.9974 EUR (2024/03/21)
YTD Low date	34.7735 EUR (2024/04/18)
52 Weeks High date	38.9974 EUR (2024/03/21)
52 Weeks Low date	29.4627 EUR (2023/10/26)

Recent Research

on sector		on market	
Date		Headline	Download
2024/06/21		Global Equity Ratings	
2024/06/14		Global Equity Ratings	
2024/05/29		Global Equity Ratings	
2024/04/26		Global Equity Ratings	
2024/04/03		Global Equity Ratings	