

TEAMVIEWER AG FUTURE (TMVF) - EUX/C11

2024/08/15 18:48:40

Price
12.7511 EURDifference  -0.05% (-0.01)

General attributes

Symbol	TMVFC11
Exchange	Eurex
Currency	EUR
Security type	Future
Underlying	TEAMVIEWER AG
Maturity	07-2025
Contract size	100

Market data

Bid (Bid size)	- EUR (-)
Ask (Ask size)	- EUR (-)
Open	12.7511 EUR
High	12.7511 EUR
Low	12.7511 EUR
Close (prev. day)	12.7572 EUR
Underlying	TEAMVIEWER AG
Underlying price (date)	12.245 (24/08/16)
Settlement price (date)	12.78 (24/08/15)
Open Interest	0

Performance and Risk

	6m	1Y	3Y
Perf (%)	-13.24%	-27.72%	-
Perf (abs.)	-1.95	-4.89	-
Beta	-	-	-
Volatility	43.64	36.14	-

Futures and Options

Related Futures	-
Related Options	-

5Y









Information about previous performance does not guarantee future performance.
Source: FactSet

Price data

Ø price 5 days Ø volume 5 days (pcs.)	12.7957 EUR (0)
Ø price 30 days Ø volume 30 days (pcs.)	11.9073 EUR (0)
Ø price 100 days Ø volume 100 days (pcs.)	12.4498 EUR (0)
Ø price 250 days Ø volume 250 days (pcs.)	14.2981 EUR (0)
YTD High date	15.2394 EUR (2024/03/01)
YTD Low date	10.9451 EUR (2024/06/18)
52 Weeks High date	18.0359 EUR (2023/08/23)
52 Weeks Low date	10.9451 EUR (2024/06/18)

Recent Research

on sector		on market	
Date		Headline	Download
2024/08/16		Akciové trhy - denní zpráva	
2024/08/15		Akciové trhy - denní zpráva	
2024/08/14		Akciové trhy - denní zpráva	
2024/08/13		Akciové trhy - denní zpráva	
2024/08/12		Global Equity Ratings	