

AT & T INC. FUTURE (TFFF) - EUX/C10

2024/07/16 18:51:08

Price
18.6838 USD

Difference  1.25% (0.23)

General attributes

Symbol	TFFFC10
Exchange	Eurex
Currency	USD
Security type	Future
Underlying	AT&T INC.
Maturity	04-2025
Contract size	100

Market data

Bid (Bid size)	- USD (-)
Ask (Ask size)	- USD (-)
Open	18.6838 USD
High	18.6838 USD
Low	18.6838 USD
Close (prev. day)	18.4537 USD
Underlying	AT&T INC.
Underlying price (date)	18.85 (24/07/16)
Settlement price (date)	18.68 (24/07/16)
Open Interest	0

Performance and Risk

	6m	1Y	3Y
Perf (%)	+14.28%	+30.95%	-
Perf (abs.)	+2.34	+4.42	-
Beta	-	-	-
Volatility	21.91	23.84	-

Futures and Options

Related Futures	-
Related Options	-












Information about previous performance does not guarantee future performance.
Source: FactSet

Price data

Ø price 5 days Ø volume 5 days (pcs.)	18.6224 USD (0)
Ø price 30 days Ø volume 30 days (pcs.)	18.1498 USD (0)
Ø price 100 days Ø volume 100 days (pcs.)	16.9506 USD (0)
Ø price 250 days Ø volume 250 days (pcs.)	15.9233 USD (0)
YTD High date	18.7298 USD (2024/07/12)
YTD Low date	15.8713 USD (2024/04/16)
52 Weeks High date	18.7298 USD (2024/07/12)
52 Weeks Low date	13.4318 USD (2023/07/18)

Recent Research

on underlying	on sector	on market	
Date		Headline	Download
2024/07/12		Global Equity Ratings	
2024/06/21		Global Equity Ratings	
2024/06/14		Global Equity Ratings	
2024/05/29		Global Equity Ratings	
2024/04/26		Global Equity Ratings	