

TEAMVIEWER AG FUTURE (TMVF) - EUX/C12

2024/07/18 18:34:43

Price
11.2904 EURDifference  -0.69% (-0.08)

General attributes

Symbol	TMVFC12
Exchange	Eurex
Currency	EUR
Security type	Future
Underlying	TEAMVIEWER AG
Maturity	06-2025
Contract size	100

Market data

Bid (Bid size)	- EUR (-)
Ask (Ask size)	- EUR (-)
Open	11.2904 EUR
High	11.2904 EUR
Low	11.2904 EUR
Close (prev. day)	11.369 EUR
Underlying	TEAMVIEWER AG
Underlying price (date)	10.905 (24/07/18)
Settlement price (date)	11.29 (24/07/18)
Open Interest	0

Performance and Risk

	6m	1Y	3Y
Perf (%)	-16.57%	-26.49%	-
Perf (abs.)	-2.24	-4.07	-
Beta	-	-	-
Volatility	38.41	34.33	-

Futures and Options

Related Futures	-
Related Options	-

5Y






Information about previous performance does not guarantee future performance.
Source: FactSet

Price data

Ø price 5 days Ø volume 5 days (pcs.)	11.3626 EUR (0)
Ø price 30 days Ø volume 30 days (pcs.)	11.2119 EUR (0)
Ø price 100 days Ø volume 100 days (pcs.)	13.2627 EUR (0)
Ø price 250 days Ø volume 250 days (pcs.)	14.8368 EUR (0)
YTD High date	15.2829 EUR (2024/03/01)
YTD Low date	10.9758 EUR (2024/06/18)
52 Weeks High date	18.0880 EUR (2023/08/23)
52 Weeks Low date	10.9758 EUR (2024/06/18)

Recent Research

on sector		on market	
Date		Headline	Download
2024/07/18		Akciové trhy - denní zpráva	
2024/07/17		Akciové trhy - denní zpráva	
2024/07/16		Akciové trhy - denní zpráva	
2024/07/15		Akciové trhy - denní zpráva	
2024/07/12		Global Equity Ratings	