

AT & T INC. FUTURE (TFFF) - EUX/C12

2024/08/15 18:48:39

Price
18.8982 USD

Difference  **-2.23% (-0.43)**

General attributes

Symbol	TFFFC12
Exchange	Eurex
Currency	USD
Security type	Future
Underlying	AT&T INC.
Maturity	08-2025
Contract size	100

Market data

Bid (Bid size)	- USD (-)
Ask (Ask size)	- USD (-)
Open	18.8982 USD
High	18.8982 USD
Low	18.8982 USD
Close (prev. day)	19.3299 USD
Underlying	AT&T INC.
Underlying price (date)	19.09 (24/08/15)
Settlement price (date)	18.95 (24/08/15)
Open Interest	0

Performance and Risk

	6m	1Y	3Y
Perf (%)	+11.69%	+36.72%	-
Perf (abs.)	+1.98	+5.08	-
Beta	-	-	-
Volatility	23.43	24.30	-

Futures and Options

Related Futures	-
Related Options	-

5Y









Information about previous performance does not guarantee future performance.
Source: FactSet

Price data

Ø price 5 days Ø volume 5 days (pcs.)	19.1516 USD (0)
Ø price 30 days Ø volume 30 days (pcs.)	18.9530 USD (0)
Ø price 100 days Ø volume 100 days (pcs.)	17.9311 USD (0)
Ø price 250 days Ø volume 250 days (pcs.)	16.4728 USD (0)
YTD High date	19.3910 USD (2024/07/25)
YTD Low date	16.0130 USD (2024/04/16)
52 Weeks High date	19.3910 USD (2024/07/25)
52 Weeks Low date	13.7043 USD (2023/08/17)

Recent Research

on underlying	on sector	on market	
Date		Headline	Download
2024/08/12		Global Equity Ratings	
2024/07/24		Global Equity Ratings	
2024/07/12		Global Equity Ratings	
2024/06/21		Global Equity Ratings	
2024/06/14		Global Equity Ratings	