

KONE CORP. [NEW] FUTURE (TKC4) - EUX/C3

2024/08/07 18:56:42

Price
52.9032 EURDifference  1.68% (0.87)

General attributes

Symbol	TKC4C3
Exchange	Eurex
Currency	EUR
Security type	Future
Underlying	KONE OYJ
Maturity	10-2024
Contract size	100

Market data

Bid (Bid size)	- EUR (-)
Ask (Ask size)	- EUR (-)
Open	52.9032 EUR
High	52.9032 EUR
Low	52.9032 EUR
Close (prev. day)	52.0283 EUR
Underlying	KONE OYJ
Underlying price (date)	47.05 (24/08/07)
Settlement price (date)	52.90 (24/08/07)
Open Interest	0

Performance and Risk

	6m	1Y	3Y
Perf (%)	+2.22%	+3.26%	-
Perf (abs.)	+1.15	+1.67	-
Beta	-	-	-
Volatility	17.06	18.90	-

Futures and Options

Related Futures	-
Related Options	-

5Y












Information about previous performance does not guarantee future performance.
Source: FactSet

Price data

Ø price 5 days Ø volume 5 days (pcs.)	52.6233 EUR (0)
Ø price 30 days Ø volume 30 days (pcs.)	52.6932 EUR (0)
Ø price 100 days Ø volume 100 days (pcs.)	51.3704 EUR (0)
Ø price 250 days Ø volume 250 days (pcs.)	49.2387 EUR (0)
YTD High date	53.6829 EUR (2024/07/12)
YTD Low date	47.9080 EUR (2024/01/17)
52 Weeks High date	53.6829 EUR (2024/07/12)
52 Weeks Low date	44.0622 EUR (2023/10/23)

Recent Research

on underlying	on sector	on market	
Date		Headline	Download
2023/10/27		Global Equity Ratings	
2023/09/29		Global Equity Ratings	
2023/09/08		Global Equity Ratings	
2023/08/22		Global Equity Ratings	
2023/08/17		Global Equity Ratings	