

## KONE CORP. [NEW] FUTURE (TKC4) - EUX/C3

2024/07/26 18:44:42

Price  
**52.2255** EURDifference  1.29% (0.67)

## General attributes

Symbol	TKC4C3
Exchange	Eurex
Currency	EUR
Security type	Future
Underlying	KONE OYJ
Maturity	10-2024
Contract size	100

## Market data

Bid (Bid size)	- EUR (-)
Ask (Ask size)	- EUR (-)
Open	52.2255 EUR
High	52.2255 EUR
Low	52.2255 EUR
Close (prev. day)	51.56 EUR
Underlying	KONE OYJ
Underlying price (date)	46.30 (24/07/26)
Settlement price (date)	52.23 (24/07/26)
Open Interest	0

## Performance and Risk

	6m	1Y	3Y
Perf (%)	+1.10%	-1.48%	-
Perf (abs.)	+0.57	-0.79	-
Beta	-	-	-
Volatility	17.23	18.86	-

## Futures and Options

Related Futures	-
Related Options	-












5Y

Information about previous performance does not guarantee future performance.  
Source: FactSet

## Price data

Ø price 5 days   Ø volume 5 days (pcs.)	52.0486 EUR (0)
Ø price 30 days   Ø volume 30 days (pcs.)	52.7123 EUR (0)
Ø price 100 days   Ø volume 100 days (pcs.)	50.9523 EUR (0)
Ø price 250 days   Ø volume 250 days (pcs.)	49.1690 EUR (0)
YTD High   date	53.6829 EUR (2024/07/12)
YTD Low   date	47.9080 EUR (2024/01/17)
52 Weeks High   date	53.6829 EUR (2024/07/12)
52 Weeks Low   date	44.0622 EUR (2023/10/23)

## Recent Research

on underlying	on sector	on market	
Date		Headline	Download
2023/10/27		Global Equity Ratings	
2023/09/29		Global Equity Ratings	
2023/09/08		Global Equity Ratings	
2023/08/22		Global Equity Ratings	
2023/08/17		Global Equity Ratings	