

KONE CORP. [NEW] FUTURE (TKC4) - EUX/C3

2024/04/25 19:19:11

Price
50.3648 EURDifference  -1.42% (-0.73)

General attributes

Symbol	TKC4C3
Exchange	Eurex
Currency	EUR
Security type	Future
Underlying	KONE OYJ
Maturity	07-2024
Contract size	100

Market data

Bid (Bid size)	- EUR (-)
Ask (Ask size)	- EUR (-)
Open	50.3648 EUR
High	50.3648 EUR
Low	50.3648 EUR
Close (prev. day)	51.0898 EUR
Underlying	KONE OYJ
Underlying price (date)	44.01 (24/04/25)
Settlement price (date)	50.36 (24/04/25)
Open Interest	0

Performance and Risk

	6m	1Y	3Y
Perf (%)	+15.45%	-8.93%	-
Perf (abs.)	+6.84	-5.01	-
Beta	-	-	-
Volatility	19.21	19.75	-

Futures and Options

Related Futures	-
Related Options	-

5Y












Information about previous performance does not guarantee future performance.
Source: FactSet

Price data

Ø price 5 days Ø volume 5 days (pcs.)	49.8922 EUR (0)
Ø price 30 days Ø volume 30 days (pcs.)	49.8319 EUR (0)
Ø price 100 days Ø volume 100 days (pcs.)	49.8181 EUR (0)
Ø price 250 days Ø volume 250 days (pcs.)	50.4331 EUR (0)
YTD High date	52.2769 EUR (2024/02/21)
YTD Low date	47.9080 EUR (2024/01/17)
52 Weeks High date	59.6821 EUR (2023/05/08)
52 Weeks Low date	44.0622 EUR (2023/10/23)

Recent Research

on underlying	on sector	on market		
Date			Headline	Download
2023/10/27			Global Equity Ratings	
2023/09/29			Global Equity Ratings	
2023/09/08			Global Equity Ratings	
2023/08/22			Global Equity Ratings	
2023/08/17			Global Equity Ratings	