

KONE CORP. [NEW] FUTURE (TKC4) - EUX/C4

2024/06/21 19:39:58

Price
52.7279 EURDifference  -0.01% (-0.00)

General attributes

Symbol	TKC4C4
Exchange	Eurex
Currency	EUR
Security type	Future
Underlying	KONE OYJ
Maturity	12-2024
Contract size	100

Market data

Bid (Bid size)	- EUR (-)
Ask (Ask size)	- EUR (-)
Open	52.7279 EUR
High	52.7279 EUR
Low	52.7279 EUR
Close (prev. day)	52.7319 EUR
Underlying	KONE OYJ
Underlying price (date)	47.05 (24/07/11)
Settlement price (date)	52.74 (24/07/10)
Open Interest	0

Performance and Risk

	6m	1Y	3Y
Perf (%)	+6.99%	-3.49%	-
Perf (abs.)	+3.44	-1.91	-
Beta	-	-	-
Volatility	19.74	19.03	-

Futures and Options

Related Futures	-
Related Options	-












5Y

Information about previous performance does not guarantee future performance.
Source: FactSet

Price data

Ø price 5 days Ø volume 5 days (pcs.)	52.7571 EUR (0)
Ø price 30 days Ø volume 30 days (pcs.)	- EUR (-)
Ø price 100 days Ø volume 100 days (pcs.)	50.6322 EUR (0)
Ø price 250 days Ø volume 250 days (pcs.)	49.3242 EUR (0)
YTD High date	53.2947 EUR (2024/06/17)
YTD Low date	47.9062 EUR (2024/01/19)
52 Weeks High date	54.8614 EUR (2023/06/28)
52 Weeks Low date	44.0480 EUR (2023/10/24)

Recent Research

on underlying	on sector	on market	
Date		Headline	Download
2023/10/27		Global Equity Ratings	
2023/09/29		Global Equity Ratings	
2023/09/08		Global Equity Ratings	
2023/08/22		Global Equity Ratings	
2023/08/17		Global Equity Ratings	