

KONE CORP. [NEW] FUTURE (TKC4) - EUX/C4

2024/04/25 19:19:11

Price
50.3672 EURDifference  -1.42% (-0.73)

General attributes

Symbol	TKC4C4
Exchange	Eurex
Currency	EUR
Security type	Future
Underlying	KONE OYJ
Maturity	09-2024
Contract size	100

Market data

Bid (Bid size)	- EUR (-)
Ask (Ask size)	- EUR (-)
Open	50.3672 EUR
High	50.3672 EUR
Low	50.3672 EUR
Close (prev. day)	51.0922 EUR
Underlying	KONE OYJ
Underlying price (date)	44.01 (24/04/25)
Settlement price (date)	50.37 (24/04/25)
Open Interest	0

Performance and Risk

	6m	1Y	3Y
Perf (%)	+15.99%	-8.94%	-
Perf (abs.)	+7.04	-5.01	-
Beta	-	-	-
Volatility	19.27	19.84	-

Futures and Options

Related Futures	-
Related Options	-

5Y












Information about previous performance does not guarantee future performance.
Source: FactSet

Price data

Ø price 5 days Ø volume 5 days (pcs.)	49.8988 EUR (0)
Ø price 30 days Ø volume 30 days (pcs.)	49.8384 EUR (0)
Ø price 100 days Ø volume 100 days (pcs.)	49.7964 EUR (0)
Ø price 250 days Ø volume 250 days (pcs.)	50.3816 EUR (0)
YTD High date	52.2769 EUR (2024/02/21)
YTD Low date	47.9062 EUR (2024/01/19)
52 Weeks High date	59.6775 EUR (2023/05/08)
52 Weeks Low date	44.0480 EUR (2023/10/24)

Recent Research

on underlying	on sector	on market		
Date			Headline	Download
2023/10/27			Global Equity Ratings	
2023/09/29			Global Equity Ratings	
2023/09/08			Global Equity Ratings	
2023/08/22			Global Equity Ratings	
2023/08/17			Global Equity Ratings	