

## TAG IMMOBILIEN AG FUTURE (TAGF) - EUX/C1

2024/09/13 18:35:50

Price  
**16.5725** EURDifference  0.05% (0.01)

## General attributes

Symbol	TAGFC1
Exchange	Eurex
Currency	EUR
Security type	Future
Underlying	TAG IMMOBILIEN AG
Maturity	09-2024
Contract size	100

## Market data

Bid (Bid size)	- EUR (-)
Ask (Ask size)	- EUR (-)
Open	16.5725 EUR
High	16.5725 EUR
Low	16.5725 EUR
Close (prev. day)	16.5642 EUR
Underlying	TAG IMMOBILIEN AG
Underlying price (date)	16.56 (24/09/13)
Settlement price (date)	16.57 (24/09/13)
Open Interest	0

## Performance and Risk

	6m	1Y	3Y
Perf (%)	+38.74%	+46.15%	-
Perf (abs.)	+4.63	+5.23	-
Beta	-	-	-
Volatility	40.00	40.12	-

## Futures and Options

Related Futures	-
Related Options	-












Information about previous performance does not guarantee future performance.  
Source: FactSet

## Price data

Ø price 5 days   Ø volume 5 days (pcs.)	16.1900 EUR (0)
Ø price 30 days   Ø volume 30 days (pcs.)	14.9059 EUR (0)
Ø price 100 days   Ø volume 100 days (pcs.)	14.3947 EUR (0)
Ø price 250 days   Ø volume 250 days (pcs.)	12.4867 EUR (0)
YTD High   date	16.5642 EUR (2024/09/12)
YTD Low   date	11.2772 EUR (2024/03/05)
52 Weeks High   date	16.5642 EUR (2024/09/12)
52 Weeks Low   date	9.2150 EUR (2023/10/19)

## Recent Research

on sector		on market	
Date		Headline	Download
2024/09/11		Global Equity Ratings	
2024/09/05		Global Equity Ratings	
2024/08/12		Global Equity Ratings	
2024/07/24		Global Equity Ratings	
2024/07/12		Global Equity Ratings	