

SANOFI S.A. FUTURE (SNWG) - EUX/C12

2024/10/18 19:07:34

Price
100.2149 EUR

Difference  -0.23% (-0.23)

General attributes

Symbol	SNWGC12
Exchange	Eurex
Currency	EUR
Security type	Future
Underlying	SANOFI S.A.
Maturity	10-2025
Contract size	100

Market data

Bid (Bid size)	- EUR (-)
Ask (Ask size)	- EUR (-)
Open	100.2149 EUR
High	100.2149 EUR
Low	100.2149 EUR
Close (prev. day)	100.4415 EUR
Underlying	SANOFI S.A.
Underlying price (date)	100.82 (24/10/18)
Settlement price (date)	100.36 (24/10/18)
Open Interest	0

Performance and Risk

	6m	1Y	3Y
Perf (%)	+18.20%	-1.84%	-
Perf (abs.)	+15.43	-1.88	-
Beta	-	-	-
Volatility	21.58	30.46	-

Futures and Options

Related Futures	-
Related Options	-









Information about previous performance does not guarantee future performance.
Source: FactSet

Price data

Ø price 5 days Ø volume 5 days (pcs.)	100.3194 EUR (0)
Ø price 30 days Ø volume 30 days (pcs.)	102.0247 EUR (0)
Ø price 100 days Ø volume 100 days (pcs.)	98.0980 EUR (0)
Ø price 250 days Ø volume 250 days (pcs.)	92.1239 EUR (0)
YTD High date	105.6294 EUR (2024/09/09)
YTD Low date	84.7858 EUR (2024/04/18)
52 Weeks High date	105.6294 EUR (2024/09/09)
52 Weeks Low date	81.5523 EUR (2023/10/27)

Recent Research

on underlying	on sector	on market	
Date		Headline	Download
2024/09/27		Global Equity Ratings	
2024/09/11		Global Equity Ratings	
2024/09/05		Global Equity Ratings	
2024/08/12		Global Equity Ratings	
2024/07/24		Global Equity Ratings	