

COFINIMMO S.A. FUTURE (TCOF) - EUX/C1

2024/07/16 19:01:37

Price
69.3245 EURDifference  -0.65% (-0.46)

General attributes

Symbol	TCOFC1
Exchange	Eurex
Currency	EUR
Security type	Future
Underlying	COFINIMMO SA NPV
Maturity	07-2024
Contract size	100

Market data

Bid (Bid size)	- EUR (-)
Ask (Ask size)	- EUR (-)
Open	69.3245 EUR
High	69.3245 EUR
Low	69.3245 EUR
Close (prev. day)	69.7809 EUR
Underlying	COFINIMMO SA NPV
Underlying price (date)	60.00 (24/07/17)
Settlement price (date)	69.32 (24/07/16)
Open Interest	0

Performance and Risk

	6m	1Y	3Y
Perf (%)	-9.89%	-13.49%	-
Perf (abs.)	-7.61	-10.81	-
Beta	-	-	-
Volatility	21.91	24.78	-

Futures and Options

Related Futures	-
Related Options	-













Information about previous performance does not guarantee future performance.
Source: FactSet

Price data

Ø price 5 days Ø volume 5 days (pcs.)	69.6143 EUR (0)
Ø price 30 days Ø volume 30 days (pcs.)	67.8608 EUR (0)
Ø price 100 days Ø volume 100 days (pcs.)	66.0122 EUR (0)
Ø price 250 days Ø volume 250 days (pcs.)	70.9617 EUR (0)
YTD High date	77.8083 EUR (2024/01/12)
YTD Low date	62.0932 EUR (2024/03/05)
52 Weeks High date	80.6551 EUR (2023/07/19)
52 Weeks Low date	60.8985 EUR (2023/10/19)

Recent Research

on sector		on market	
Date		Headline	Download
2024/07/12		Global Equity Ratings	
2024/06/21		Global Equity Ratings	
2024/06/14		Global Equity Ratings	
2024/05/29		Global Equity Ratings	
2024/04/26		Global Equity Ratings	

5Y