

SYMRISE AG FUTURE (SY1F) - EUX/C13

2024/09/12 18:37:45

Price
123.0646 EUR

Difference  -0.68% (-0.84)

General attributes

Symbol	SY1FC13
Exchange	Eurex
Currency	EUR
Security type	Future
Underlying	SYMRISE AG
Maturity	09-2025
Contract size	100

Market data

Bid (Bid size)	- EUR (-)
Ask (Ask size)	- EUR (-)
Open	123.0646 EUR
High	123.0646 EUR
Low	123.0646 EUR
Close (prev. day)	123.9015 EUR
Underlying	SYMRISE AG
Underlying price (date)	119.90 (24/09/12)
Settlement price (date)	123.06 (24/09/12)
Open Interest	0

Performance and Risk

	6m	1Y	3Y
Perf (%)	+12.46%	+31.41%	-
Perf (abs.)	+13.63	+29.41	-
Beta	-	-	-
Volatility	28.66	26.16	-

Futures and Options

Related Futures	-
Related Options	-












Information about previous performance does not guarantee future performance.
Source: FactSet

Price data

Ø price 5 days Ø volume 5 days (pcs.)	123.3360 EUR (0)
Ø price 30 days Ø volume 30 days (pcs.)	118.3100 EUR (0)
Ø price 100 days Ø volume 100 days (pcs.)	116.1884 EUR (0)
Ø price 250 days Ø volume 250 days (pcs.)	105.9031 EUR (0)
YTD High date	124.1348 EUR (2024/09/03)
YTD Low date	95.1381 EUR (2024/01/23)
52 Weeks High date	124.1348 EUR (2024/09/03)
52 Weeks Low date	91.7246 EUR (2023/09/25)

Recent Research

on sector		on market	
Date		Headline	Download
2024/09/11		Global Equity Ratings	
2024/09/05		Global Equity Ratings	
2024/08/12		Global Equity Ratings	
2024/07/24		Global Equity Ratings	
2024/07/12		Global Equity Ratings	