

TEMENOS AG FUTURE (TEMF) - EUX/C11

2024/07/18 18:34:42

Price
66.4328 CHF

Difference  0.54% (0.36)

General attributes

Symbol	TEMFC11
Exchange	Eurex
Currency	CHF
Security type	Future
Underlying	TEMENOS GROUP AG
Maturity	05-2025
Contract size	100

Market data

Bid (Bid size)	- CHF (-)
Ask (Ask size)	- CHF (-)
Open	66.4328 CHF
High	66.4328 CHF
Low	66.4328 CHF
Close (prev. day)	66.0758 CHF
Underlying	TEMENOS GROUP AG
Underlying price (date)	65.85 (24/07/18)
Settlement price (date)	66.43 (24/07/18)
Open Interest	0

Performance and Risk

	6m	1Y	3Y
Perf (%)	-14.85%	-10.95%	-
Perf (abs.)	-11.52	-8.12	-
Beta	-	-	-
Volatility	79.40	52.49	-

Futures and Options

Related Futures	-
Related Options	-

5Y









Information about previous performance does not guarantee future performance.
Source: FactSet

Price data

Ø price 5 days Ø volume 5 days (pcs.)	66.0613 CHF (0)
Ø price 30 days Ø volume 30 days (pcs.)	63.7107 CHF (0)
Ø price 100 days Ø volume 100 days (pcs.)	64.0897 CHF (0)
Ø price 250 days Ø volume 250 days (pcs.)	69.9397 CHF (0)
YTD High date	89.5063 CHF (2024/02/05)
YTD Low date	56.3337 CHF (2024/04/29)
52 Weeks High date	89.5063 CHF (2024/02/05)
52 Weeks Low date	56.3337 CHF (2024/04/29)

Recent Research

on sector		on market	
Date		Headline	Download
2024/07/18		Akciové trhy - denní zpráva	
2024/07/17		Akciové trhy - denní zpráva	
2024/07/16		Akciové trhy - denní zpráva	
2024/07/15		Akciové trhy - denní zpráva	
2024/07/12		Global Equity Ratings	