

# TEMENOS AG FUTURE (TEMF) - EUX/C1

2024/07/18 18:34:42

Price  
**65.8522** CHF

Difference  0.53% (0.35)

### General attributes

Symbol	TEMFC1
Exchange	Eurex
Currency	CHF
Security type	Future
Underlying	TEMENOS GROUP AG
Maturity	07-2024
Contract size	100

### Market data

Bid (Bid size)	- CHF (-)
Ask (Ask size)	- CHF (-)
Open	65.8522 CHF
High	65.8522 CHF
Low	65.8522 CHF
Close (prev. day)	65.5045 CHF
Underlying	TEMENOS GROUP AG
Underlying price (date)	65.85 (24/07/18)
Settlement price (date)	65.85 (24/07/18)
Open Interest	0

### Performance and Risk

	6m	1Y	3Y
Perf (%)	-15.59%	-10.26%	-
Perf (abs.)	-12.10	-7.49	-
Beta	-	-	-
Volatility	78.65	51.96	-

### Futures and Options

Related Futures	-
Related Options	-

5Y






Information about previous performance does not guarantee future performance.  
Source: FactSet

### Price data

Ø price 5 days   Ø volume 5 days (pcs.)	65.4841 CHF (0)
Ø price 30 days   Ø volume 30 days (pcs.)	63.1067 CHF (50)
Ø price 100 days   Ø volume 100 days (pcs.)	64.0196 CHF (63)
Ø price 250 days   Ø volume 250 days (pcs.)	69.8498 CHF (51)
YTD High   date	89.0463 CHF (2024/02/05)
YTD Low   date	55.7414 CHF (2024/04/29)
52 Weeks High   date	89.0463 CHF (2024/02/05)
52 Weeks Low   date	55.7414 CHF (2024/04/29)

### Recent Research

Date	on sector	on market	Headline	Download
2024/07/18			Akciové trhy - denní zpráva	
2024/07/17			Akciové trhy - denní zpráva	
2024/07/16			Akciové trhy - denní zpráva	
2024/07/15			Akciové trhy - denní zpráva	
2024/07/12			Global Equity Ratings	