

KONE CORP. [NEW] FUTURE (TKC4) - EUX/C5

2024/07/26 18:44:42

Price
52.00 EURDifference  1.30% (0.67)

General attributes

Symbol	TKC4C5
Exchange	Eurex
Currency	EUR
Security type	Future
Underlying	KONE OYJ
Maturity	03-2025
Contract size	100

Market data

Bid (Bid size)	- EUR (-)
Ask (Ask size)	- EUR (-)
Open	52.00 EUR
High	52.00 EUR
Low	52.00 EUR
Close (prev. day)	51.332 EUR
Underlying	KONE OYJ
Underlying price (date)	46.30 (24/07/26)
Settlement price (date)	52.00 (24/07/26)
Open Interest	0

Performance and Risk

	6m	1Y	3Y
Perf (%)	+0.63%	-1.54%	-
Perf (abs.)	+0.33	-0.81	-
Beta	-	-	-
Volatility	17.06	18.81	-

Futures and Options

Related Futures	-
Related Options	-












5Y

Information about previous performance does not guarantee future performance.
Source: FactSet

Price data

Ø price 5 days Ø volume 5 days (pcs.)	51.81 EUR (0)
Ø price 30 days Ø volume 30 days (pcs.)	52.55 EUR (0)
Ø price 100 days Ø volume 100 days (pcs.)	51.00 EUR (0)
Ø price 250 days Ø volume 250 days (pcs.)	49.12 EUR (0)
YTD High date	53.78 EUR (2024/05/06)
YTD Low date	47.92 EUR (2024/01/19)
52 Weeks High date	53.78 EUR (2024/05/06)
52 Weeks Low date	44.06 EUR (2023/10/24)

Recent Research

on underlying	on sector	on market		
Date			Headline	Download
2023/10/27			Global Equity Ratings	
2023/09/29			Global Equity Ratings	
2023/09/08			Global Equity Ratings	
2023/08/22			Global Equity Ratings	
2023/08/17			Global Equity Ratings	