

## KONE CORP. [NEW] FUTURE (TKC4) - EUX/C5

2024/04/22 18:53:16

Price  
49.3675 EURDifference  0.11% (0.06)

## General attributes

Symbol	TKC4C5
Exchange	Eurex
Currency	EUR
Security type	Future
Underlying	KONE OYJ
Maturity	12-2024
Contract size	100

## Market data

Bid (Bid size)	- EUR (-)
Ask (Ask size)	- EUR (-)
Open	49.3675 EUR
High	49.3675 EUR
Low	49.3675 EUR
Close (prev. day)	49.312 EUR
Underlying	KONE OYJ
Underlying price (date)	43.28 (24/04/22)
Settlement price (date)	49.68 (24/04/22)
Open Interest	0

## Performance and Risk

	6m	1Y	3Y
Perf (%)	+11.73%	-13.00%	-
Perf (abs.)	+5.18	-7.38	-
Beta	-	-	-
Volatility	19.35	19.63	-

## Futures and Options

Related Futures	-
Related Options	-

5Y












Information about previous performance does not guarantee future performance.  
Source: FactSet

## Price data

Ø price 5 days   Ø volume 5 days (pcs.)	49.6057 EUR (0)
Ø price 30 days   Ø volume 30 days (pcs.)	49.7565 EUR (0)
Ø price 100 days   Ø volume 100 days (pcs.)	49.7302 EUR (0)
Ø price 250 days   Ø volume 250 days (pcs.)	50.4015 EUR (0)
YTD High   date	52.2871 EUR (2024/02/21)
YTD Low   date	47.9164 EUR (2024/01/19)
52 Weeks High   date	59.6854 EUR (2023/05/08)
52 Weeks Low   date	44.0556 EUR (2023/10/24)

## Recent Research

on underlying	on sector	on market		
Date			Headline	Download
2023/10/27			Global Equity Ratings	
2023/09/29			Global Equity Ratings	
2023/09/08			Global Equity Ratings	
2023/08/22			Global Equity Ratings	
2023/08/17			Global Equity Ratings	