

SULZER AG FUTURE (SUNG) - EUX/C11

2024/07/17 18:46:21

Price
130.6582 CHF

Difference  -1.53% (-2.03)

General attributes

Symbol	SUNGC11
Exchange	Eurex
Currency	CHF
Security type	Future
Underlying	SULZER AG
Maturity	05-2025
Contract size	100

Market data

Bid (Bid size)	- CHF (-)
Ask (Ask size)	- CHF (-)
Open	130.6582 CHF
High	130.6582 CHF
Low	130.6582 CHF
Close (prev. day)	132.6895 CHF
Underlying	SULZER AG
Underlying price (date)	132.00 (24/07/17)
Settlement price (date)	130.66 (24/07/17)
Open Interest	0

Performance and Risk

	6m	1Y	3Y
Perf (%)	+56.91%	+67.58%	-
Perf (abs.)	+47.39	+52.69	-
Beta	-	-	-
Volatility	30.58	25.71	-

Futures and Options

Related Futures	-
Related Options	-









Information about previous performance does not guarantee future performance.
 Source: FactSet

Price data

Ø price 5 days Ø volume 5 days (pcs.)	132.0598 CHF (0)
Ø price 30 days Ø volume 30 days (pcs.)	127.5350 CHF (0)
Ø price 100 days Ø volume 100 days (pcs.)	111.7333 CHF (0)
Ø price 250 days Ø volume 250 days (pcs.)	92.2650 CHF (0)
YTD High date	135.2029 CHF (2024/07/08)
YTD Low date	81.6890 CHF (2024/01/19)
52 Weeks High date	135.2029 CHF (2024/07/08)
52 Weeks Low date	71.2318 CHF (2023/10/27)

Recent Research

on sector	on market		
Date		Headline	Download
2024/07/12		Global Equity Ratings	
2024/06/21		Global Equity Ratings	
2024/06/14		Global Equity Ratings	
2024/05/29		Global Equity Ratings	
2024/04/26		Global Equity Ratings	