

SIKA AG FUTURE (SIKH) - EUX/C11

2024/09/13 18:35:44

Price
265.8516 CHFDifference  0.90% (2.37)

General attributes

Symbol	SIKHC11
Exchange	Eurex
Currency	CHF
Security type	Future
Underlying	SIKA AG
Maturity	07-2025
Contract size	100

Market data

Bid (Bid size)	- CHF (-)
Ask (Ask size)	- CHF (-)
Open	265.8516 CHF
High	265.8516 CHF
Low	265.8516 CHF
Close (prev. day)	263.4775 CHF
Underlying	SIKA AG
Underlying price (date)	267.60 (24/09/16)
Settlement price (date)	265.85 (24/09/13)
Open Interest	0

Performance and Risk

	6m	1Y	3Y
Perf (%)	-0.21%	+11.65%	-
Perf (abs.)	-0.56	+27.74	-
Beta	-	-	-
Volatility	24.75	24.89	-

Futures and Options

Related Futures	-
Related Options	-

5Y












Information about previous performance does not guarantee future performance.
Source: FactSet

Price data

Ø price 5 days Ø volume 5 days (pcs.)	262.8340 CHF (0)
Ø price 30 days Ø volume 30 days (pcs.)	258.7339 CHF (0)
Ø price 100 days Ø volume 100 days (pcs.)	260.6961 CHF (0)
Ø price 250 days Ø volume 250 days (pcs.)	250.9119 CHF (0)
YTD High date	274.5335 CHF (2024/01/02)
YTD Low date	232.3105 CHF (2024/01/22)
52 Weeks High date	274.8600 CHF (2023/12/15)
52 Weeks Low date	211.6521 CHF (2023/10/26)

Recent Research

on underlying	on sector	on market	
Date		Headline	Download
2022/12/19		Global Equity Ratings	
2022/11/28		Global Equity Ratings	
2022/11/18		Global Equity Ratings	
2022/10/31		Global Equity Ratings	
2022/10/05		Global Equity Ratings	