

## SIKA AG FUTURE (SIKH) - EUX/C11

2024/08/30 18:37:16

Price  
**271.0398** CHFDifference  0.44% (1.20)

## General attributes

Symbol	SIKHC11
Exchange	Eurex
Currency	CHF
Security type	Future
Underlying	SIKA AG
Maturity	07-2025
Contract size	100

## Market data

Bid (Bid size)	- CHF (-)
Ask (Ask size)	- CHF (-)
Open	271.0398 CHF
High	271.0398 CHF
Low	271.0398 CHF
Close (prev. day)	269.8422 CHF
Underlying	SIKA AG
Underlying price (date)	272.00 (24/08/30)
Settlement price (date)	271.04 (24/08/30)
Open Interest	0

## Performance and Risk

	6m	1Y	3Y
Perf (%)	+5.95%	+9.42%	-
Perf (abs.)	+15.21	+23.34	-
Beta	-	-	-
Volatility	24.93	25.22	-

## Futures and Options

Related Futures	-
Related Options	-

5Y












Information about previous performance does not guarantee future performance.  
Source: FactSet

## Price data

Ø price 5 days   Ø volume 5 days (pcs.)	267.5373 CHF (0)
Ø price 30 days   Ø volume 30 days (pcs.)	258.1483 CHF (0)
Ø price 100 days   Ø volume 100 days (pcs.)	260.4612 CHF (0)
Ø price 250 days   Ø volume 250 days (pcs.)	249.8753 CHF (0)
YTD High   date	274.5335 CHF (2024/01/02)
YTD Low   date	232.3105 CHF (2024/01/22)
52 Weeks High   date	274.8600 CHF (2023/12/15)
52 Weeks Low   date	211.6521 CHF (2023/10/26)

## Recent Research

on underlying	on sector	on market	
Date		Headline	Download
2022/12/19		Global Equity Ratings	
2022/11/28		Global Equity Ratings	
2022/11/18		Global Equity Ratings	
2022/10/31		Global Equity Ratings	
2022/10/05		Global Equity Ratings	