

# TEMENOS AG FUTURE (TEMF) - EUX/C12

2024/07/18 18:34:42

Price  
**65.4872** CHF

Difference  0.55% (0.36)

### General attributes

Symbol	TEMFC12
Exchange	Eurex
Currency	CHF
Security type	Future
Underlying	TEMENOS GROUP AG
Maturity	06-2025
Contract size	100

### Market data

Bid (Bid size)	- CHF (-)
Ask (Ask size)	- CHF (-)
Open	65.4872 CHF
High	65.4872 CHF
Low	65.4872 CHF
Close (prev. day)	65.1292 CHF
Underlying	TEMENOS GROUP AG
Underlying price (date)	65.85 (24/07/18)
Settlement price (date)	65.49 (24/07/18)
Open Interest	0

### Performance and Risk

	6m	1Y	3Y
Perf (%)	-16.17%	-11.21%	-
Perf (abs.)	-12.56	-8.22	-
Beta	-	-	-
Volatility	76.04	51.71	-

### Futures and Options

Related Futures	-
Related Options	-

5Y








Information about previous performance does not guarantee future performance.  
Source: FactSet

### Price data

Ø price 5 days   Ø volume 5 days (pcs.)	64.9229 CHF (0)
Ø price 30 days   Ø volume 30 days (pcs.)	63.5476 CHF (0)
Ø price 100 days   Ø volume 100 days (pcs.)	63.6712 CHF (0)
Ø price 250 days   Ø volume 250 days (pcs.)	69.6637 CHF (0)
YTD High   date	89.5935 CHF (2024/02/05)
YTD Low   date	55.6677 CHF (2024/05/06)
52 Weeks High   date	89.5935 CHF (2024/02/05)
52 Weeks Low   date	55.6677 CHF (2024/05/06)

### Recent Research

on sector	on market	Date	Headline	Download
		2024/07/18	 Akciové trhy - denní zpráva	
		2024/07/17	 Akciové trhy - denní zpráva	
		2024/07/16	 Akciové trhy - denní zpráva	
		2024/07/15	 Akciové trhy - denní zpráva	
		2024/07/12	 Global Equity Ratings	