

SIKA AG FUTURE (SIKH) - EUX/C1

2024/09/16 18:47:11

Price
267.6338 CHFDifference  0.21% (0.57)

General attributes

Symbol	SIKHC1
Exchange	Eurex
Currency	CHF
Security type	Future
Underlying	SIKA AG
Maturity	09-2024
Contract size	100

Market data

Bid (Bid size)	- CHF (-)
Ask (Ask size)	- CHF (-)
Open	267.6338 CHF
High	267.6338 CHF
Low	267.6338 CHF
Close (prev. day)	267.0606 CHF
Underlying	SIKA AG
Underlying price (date)	267.60 (24/09/16)
Settlement price (date)	267.63 (24/09/16)
Open Interest	1,700

Performance and Risk

	6m	1Y	3Y
Perf (%)	+1.57%	+9.46%	-
Perf (abs.)	+4.13	+23.13	-
Beta	-	-	-
Volatility	24.73	24.57	-

Futures and Options

Related Futures	-
Related Options	-

5Y












Information about previous performance does not guarantee future performance.
Source: FactSet

Price data

Ø price 5 days Ø volume 5 days (pcs.)	264.9047 CHF (0)
Ø price 30 days Ø volume 30 days (pcs.)	260.7179 CHF (37)
Ø price 100 days Ø volume 100 days (pcs.)	261.0293 CHF (19)
Ø price 250 days Ø volume 250 days (pcs.)	250.5493 CHF (45)
YTD High date	273.9787 CHF (2024/01/02)
YTD Low date	232.2749 CHF (2024/01/22)
52 Weeks High date	274.2000 CHF (2023/12/15)
52 Weeks Low date	211.4266 CHF (2023/10/26)

Recent Research

on underlying	on sector	on market		
Date			Headline	Download
2022/12/19			Global Equity Ratings	
2022/11/28			Global Equity Ratings	
2022/11/18			Global Equity Ratings	
2022/10/31			Global Equity Ratings	
2022/10/05			Global Equity Ratings	