

SIKA AG FUTURE (SIKH) - EUX/C1

2024/07/26 18:35:52

Price
262.1852 CHFDifference  1.35% (3.49)

General attributes

Symbol	SIKHC1
Exchange	Eurex
Currency	CHF
Security type	Future
Underlying	SIKA AG
Maturity	08-2024
Contract size	100

Market data

Bid (Bid size)	- CHF (-)
Ask (Ask size)	- CHF (-)
Open	262.1852 CHF
High	262.1852 CHF
Low	262.1852 CHF
Close (prev. day)	258.6914 CHF
Underlying	SIKA AG
Underlying price (date)	262.00 (24/07/26)
Settlement price (date)	262.19 (24/07/26)
Open Interest	0

Performance and Risk

	6m	1Y	3Y
Perf (%)	+8.32%	+0.42%	-
Perf (abs.)	+20.15	+1.09	-
Beta	-	-	-
Volatility	21.68	24.24	-

Futures and Options

Related Futures	-
Related Options	-

5Y











Information about previous performance does not guarantee future performance.
Source: FactSet

Price data

Ø price 5 days Ø volume 5 days (pcs.)	262.7452 CHF (0)
Ø price 30 days Ø volume 30 days (pcs.)	260.6409 CHF (27)
Ø price 100 days Ø volume 100 days (pcs.)	262.6652 CHF (74)
Ø price 250 days Ø volume 250 days (pcs.)	248.6284 CHF (48)
YTD High date	273.9787 CHF (2024/01/02)
YTD Low date	232.2749 CHF (2024/01/22)
52 Weeks High date	279.1906 CHF (2023/08/04)
52 Weeks Low date	211.4266 CHF (2023/10/26)

Recent Research

on underlying	on sector	on market		
Date			Headline	Download
2022/12/19			Global Equity Ratings	
2022/11/28			Global Equity Ratings	
2022/11/18			Global Equity Ratings	
2022/10/31			Global Equity Ratings	
2022/10/05			Global Equity Ratings	