

SONOVA HOLDING AG FUTURE (SONG) - EUX/C11

2024/09/17 18:46:16

Price
301.3285 CHF

Difference  -0.55% (-1.67)

General attributes

Symbol	SONGC11
Exchange	Eurex
Currency	CHF
Security type	Future
Underlying	SONOVA HOLDING AG
Maturity	07-2025
Contract size	100

Market data

Bid (Bid size)	- CHF (-)
Ask (Ask size)	- CHF (-)
Open	301.3285 CHF
High	301.3285 CHF
Low	301.3285 CHF
Close (prev. day)	303.0022 CHF
Underlying	SONOVA HOLDING AG
Underlying price (date)	294.80 (24/09/18)
Settlement price (date)	301.33 (24/09/17)
Open Interest	0

Performance and Risk

	6m	1Y	3Y
Perf (%)	+11.39%	+34.27%	-
Perf (abs.)	+30.81	+76.90	-
Beta	-	-	-
Volatility	25.99	24.50	-

Futures and Options

Related Futures	-
Related Options	-












Information about previous performance does not guarantee future performance.
 Source: FactSet

Price data

Ø price 5 days Ø volume 5 days (pcs.)	302.1944 CHF (0)
Ø price 30 days Ø volume 30 days (pcs.)	294.0582 CHF (0)
Ø price 100 days Ø volume 100 days (pcs.)	282.4953 CHF (0)
Ø price 250 days Ø volume 250 days (pcs.)	263.4463 CHF (0)
YTD High date	303.5736 CHF (2024/09/13)
YTD Low date	248.2174 CHF (2024/04/19)
52 Weeks High date	303.5736 CHF (2024/09/13)
52 Weeks Low date	208.5327 CHF (2023/10/30)

Recent Research

on sector		on market	
Date		Headline	Download
2024/09/11		Global Equity Ratings	
2024/09/05		Global Equity Ratings	
2024/08/12		Global Equity Ratings	
2024/07/24		Global Equity Ratings	
2024/07/12		Global Equity Ratings	