

## SCHNEIDER ELECTRIC SE FUTURE (SNDH) - EUX/C13

2024/08/15 18:48:35

Price  
**225.3677** EURDifference  1.51% (3.34)

## General attributes

Symbol	SNDHC13
Exchange	Eurex
Currency	EUR
Security type	Future
Underlying	SCHNEIDER ELECTRIC SE
Maturity	12-2025
Contract size	100

## Market data

Bid (Bid size)	- EUR (-)
Ask (Ask size)	- EUR (-)
Open	225.3677 EUR
High	225.3677 EUR
Low	225.3677 EUR
Close (prev. day)	222.026 EUR
Underlying	SCHNEIDER ELECTRIC SE
Underlying price (date)	221.20 (24/08/16)
Settlement price (date)	227.57 (24/08/15)
Open Interest	0

## Performance and Risk

	6m	1Y	3Y
Perf (%)	+11.31%	+39.39%	-
Perf (abs.)	+22.90	+63.68	-
Beta	-	-	-
Volatility	28.59	24.94	-

## Futures and Options

Related Futures	-
Related Options	-












Information about previous performance does not guarantee future performance.  
Source: FactSet

## Price data

Ø price 5 days   Ø volume 5 days (pcs.)	219.0315 EUR (0)
Ø price 30 days   Ø volume 30 days (pcs.)	224.9114 EUR (0)
Ø price 100 days   Ø volume 100 days (pcs.)	221.1233 EUR (0)
Ø price 250 days   Ø volume 250 days (pcs.)	190.1533 EUR (0)
YTD High   date	240.6433 EUR (2024/07/12)
YTD Low   date	176.5562 EUR (2024/01/05)
52 Weeks High   date	240.6433 EUR (2024/07/12)
52 Weeks Low   date	142.4564 EUR (2023/10/24)

## Recent Research

on underlying	on sector	on market	
Date		Headline	Download
2024/08/12		Global Equity Ratings	
2024/07/24		Global Equity Ratings	
2024/07/12		Global Equity Ratings	
2024/06/21		Global Equity Ratings	
2024/06/14		Global Equity Ratings	