

SCHNEIDER ELECTRIC SE FUTURE (SNDH) - EUX/C13

2024/07/16 18:51:06

Price
237.3321 EURDifference  -0.05% (-0.13)

General attributes

Symbol	SNDHC13
Exchange	Eurex
Currency	EUR
Security type	Future
Underlying	SCHNEIDER ELECTRIC SE
Maturity	07-2025
Contract size	100

Market data

Bid (Bid size)	- EUR (-)
Ask (Ask size)	- EUR (-)
Open	237.3321 EUR
High	237.3321 EUR
Low	237.3321 EUR
Close (prev. day)	237.4585 EUR
Underlying	SCHNEIDER ELECTRIC SE
Underlying price (date)	228.05 (24/07/17)
Settlement price (date)	237.33 (24/07/16)
Open Interest	0

Performance and Risk

	6m	1Y	3Y
Perf (%)	+32.14%	+43.09%	-
Perf (abs.)	+57.73	+71.47	-
Beta	-	-	-
Volatility	23.18	22.63	-

Futures and Options

Related Futures	-
Related Options	-

5Y












Information about previous performance does not guarantee future performance.
Source: FactSet

Price data

Ø price 5 days Ø volume 5 days (pcs.)	236.8633 EUR (0)
Ø price 30 days Ø volume 30 days (pcs.)	233.9677 EUR (0)
Ø price 100 days Ø volume 100 days (pcs.)	219.5440 EUR (0)
Ø price 250 days Ø volume 250 days (pcs.)	184.0506 EUR (0)
YTD High date	240.6433 EUR (2024/07/12)
YTD Low date	176.5562 EUR (2024/01/05)
52 Weeks High date	240.6433 EUR (2024/07/12)
52 Weeks Low date	142.4564 EUR (2023/10/24)

Recent Research

on underlying	on sector	on market	
Date		Headline	Download
2024/07/12		Global Equity Ratings	
2024/06/21		Global Equity Ratings	
2024/06/14		Global Equity Ratings	
2024/05/29		Global Equity Ratings	
2024/04/26		Global Equity Ratings	