

COFINIMMO S.A. FUTURE (TCOF) - EUX/C2

2024/07/18 19:12:42

Price
70.3136 EURDifference  0.47% (0.33)

General attributes

| | |
|---------------|------------------|
| Symbol | TCOFC2 |
| Exchange | Eurex |
| Currency | EUR |
| Security type | Future |
| Underlying | COFINIMMO SA NPV |
| Maturity | 08-2024 |
| Contract size | 100 |

Market data

| | |
|-------------------------|------------------|
| Bid (Bid size) | - EUR (-) |
| Ask (Ask size) | - EUR (-) |
| Open | 70.3136 EUR |
| High | 70.3136 EUR |
| Low | 70.3136 EUR |
| Close (prev. day) | 69.9834 EUR |
| Underlying | COFINIMMO SA NPV |
| Underlying price (date) | 61.05 (24/07/18) |
| Settlement price (date) | 70.31 (24/07/18) |
| Open Interest | 0 |

Performance and Risk

| | 6m | 1Y | 3Y |
|-------------|--------|---------|----|
| Perf (%) | -6.03% | -12.43% | - |
| Perf (abs.) | -4.49 | -9.93 | - |
| Beta | - | - | - |
| Volatility | 21.60 | 24.64 | - |

Futures and Options

| | |
|-----------------|---|
| Related Futures | - |
| Related Options | - |












Information about previous performance does not guarantee future performance.
Source: FactSet

Price data

| | |
|---|--------------------------|
| Ø price 5 days Ø volume 5 days (pcs.) | 69.7259 EUR (0) |
| Ø price 30 days Ø volume 30 days (pcs.) | 68.2758 EUR (0) |
| Ø price 100 days Ø volume 100 days (pcs.) | 65.8900 EUR (0) |
| Ø price 250 days Ø volume 250 days (pcs.) | 70.7593 EUR (0) |
| YTD High date | 77.8103 EUR (2024/01/12) |
| YTD Low date | 61.7656 EUR (2024/03/19) |
| 52 Weeks High date | 80.6499 EUR (2023/07/19) |
| 52 Weeks Low date | 60.8976 EUR (2023/10/19) |

Recent Research

| on sector | | on market | |
|------------|---|-----------------------|---|
| Date | | Headline | Download |
| 2024/07/12 |  | Global Equity Ratings |  |
| 2024/06/21 |  | Global Equity Ratings |  |
| 2024/06/14 |  | Global Equity Ratings |  |
| 2024/05/29 |  | Global Equity Ratings |  |
| 2024/04/26 |  | Global Equity Ratings |  |