

# SWISS RE AG FUTURE (SREJ) - EUX/C11

2024/04/30 18:39:59

**Price**  
100.9703 CHF

**Difference**  -0.46% (-0.47)

### General attributes

Symbol	SREJC11
Exchange	Eurex
Currency	CHF
Security type	Future
Underlying	SWISS RE AG
Maturity	03-2025
Contract size	100

### Market data

Bid (Bid size)	- CHF (-)
Ask (Ask size)	- CHF (-)
Open	100.9703 CHF
High	100.9703 CHF
Low	100.9703 CHF
Close (prev. day)	101.44 CHF
Underlying	SWISS RE AG
Underlying price (date)	99.58 (24/05/03)
Settlement price (date)	100.72 (24/05/03)
Open Interest	0

### Performance and Risk

	6m	1Y	3Y
Perf (%)	+5.24%	+10.77%	-
Perf (abs.)	+5.02	+9.79	-
Beta	-	-	-
Volatility	20.47	20.02	-

### Futures and Options

Related Futures	-
Related Options	-

5Y










Information about previous performance does not guarantee future performance.  
Source: FactSet

### Price data

Ø price 5 days   Ø volume 5 days (pcs.)	100.8307 CHF (0)
Ø price 30 days   Ø volume 30 days (pcs.)	104.9279 CHF (0)
Ø price 100 days   Ø volume 100 days (pcs.)	99.7680 CHF (0)
Ø price 250 days   Ø volume 250 days (pcs.)	93.3602 CHF (0)
YTD High   date	113.4786 CHF (2024/03/27)
YTD Low   date	90.4838 CHF (2024/01/02)
52 Weeks High   date	113.4786 CHF (2024/03/27)
52 Weeks Low   date	79.4986 CHF (2023/08/22)

### Recent Research

on sector		on market	
Date		Headline	Download
2024/05/03		Akciové trhy - denní zpráva	
2024/05/02		Akciové trhy - denní zpráva	
2024/04/30		Akciové trhy - denní zpráva	
2024/04/29		Akciové trhy - denní zpráva	
2024/04/26		Global Equity Ratings	