

# STRAUMANN HOLDING AG FUTURE (STMF) - EUX/C11

2024/06/21 19:17:51

**Price**  
**109.1373** CHF

**Difference**  **-1.17% (-1.29)**

### General attributes

Symbol	STMFC11
Exchange	Eurex
Currency	CHF
Security type	Future
Underlying	STRAUMANN HOLDING AG
Maturity	05-2025
Contract size	100

### Market data

Bid (Bid size)	- CHF (-)
Ask (Ask size)	- CHF (-)
Open	109.1373 CHF
High	109.1373 CHF
Low	109.1373 CHF
Close (prev. day)	110.4257 CHF
Underlying	STRAUMANN HOLDING AG
Underlying price (date)	111.30 (24/06/28)
Settlement price (date)	111.99 (24/06/28)
Open Interest	0

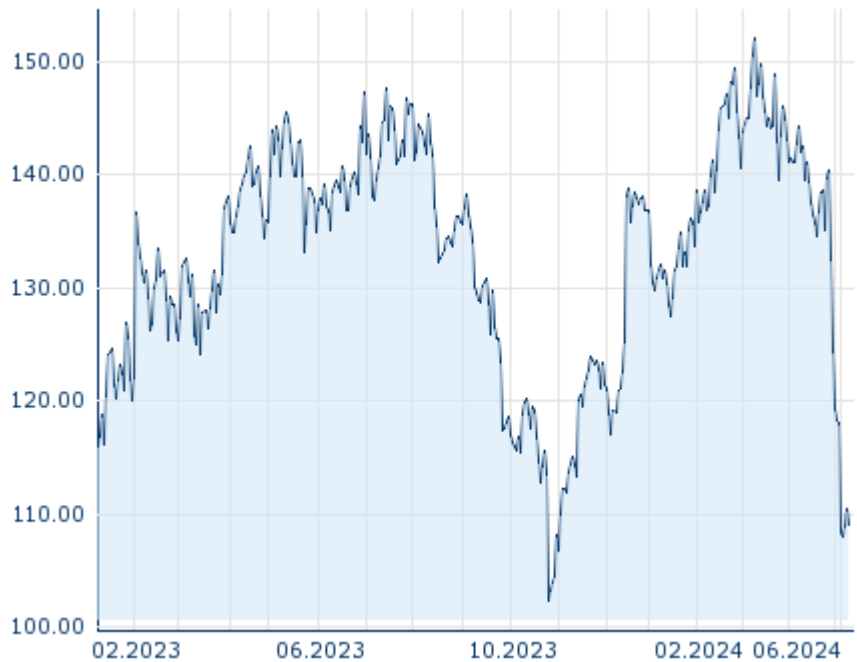
### Performance and Risk

	6m	1Y	3Y
Perf (%)	-20.58%	-20.30%	-
Perf (abs.)	-28.29	-27.79	-
Beta	-	-	-
Volatility	35.96	34.64	-

### Futures and Options

Related Futures	-
Related Options	-

5Y












Information about previous performance does not guarantee future performance.  
Source: FactSet

### Price data

Ø price 5 days   Ø volume 5 days (pcs.)	108.9444 CHF (0)
Ø price 30 days   Ø volume 30 days (pcs.)	- CHF (-)
Ø price 100 days   Ø volume 100 days (pcs.)	138.8475 CHF (0)
Ø price 250 days   Ø volume 250 days (pcs.)	132.3277 CHF (0)
YTD High   date	152.1118 CHF (2024/03/08)
YTD Low   date	107.9481 CHF (2024/06/18)
52 Weeks High   date	152.1118 CHF (2024/03/08)
52 Weeks Low   date	102.3628 CHF (2023/10/26)

### Recent Research

on sector		on market	
Date		Headline	Download
2024/06/21		Global Equity Ratings	
2024/06/14		Global Equity Ratings	
2024/05/29		Global Equity Ratings	
2024/04/26		Global Equity Ratings	
2024/04/03		Global Equity Ratings	