

STRAUMANN HOLDING AG FUTURE (STMF) - EUX/C1

2024/06/21 18:48:53

Price
108.50 CHF

Difference  **-1.14% (-1.25)**

General attributes

Symbol	STMFC1
Exchange	Eurex
Currency	CHF
Security type	Future
Underlying	STRAUMANN HOLDING AG
Maturity	07-2024
Contract size	100

Market data

Bid (Bid size)	- CHF (-)
Ask (Ask size)	- CHF (-)
Open	108.50 CHF
High	108.50 CHF
Low	108.50 CHF
Close (prev. day)	109.7539 CHF
Underlying	STRAUMANN HOLDING AG
Underlying price (date)	111.30 (24/06/28)
Settlement price (date)	111.38 (24/06/28)
Open Interest	0

Performance and Risk

	6m	1Y	3Y
Perf (%)	-20.33%	-19.61%	-
Perf (abs.)	-27.69	-26.47	-
Beta	-	-	-
Volatility	39.76	36.21	-

Futures and Options

Related Futures	-
Related Options	-

5Y












Information about previous performance does not guarantee future performance.
Source: FactSet

Price data

Ø price 5 days Ø volume 5 days (pcs.)	108.24 CHF (0)
Ø price 30 days Ø volume 30 days (pcs.)	- CHF (-)
Ø price 100 days Ø volume 100 days (pcs.)	138.46 CHF (22)
Ø price 250 days Ø volume 250 days (pcs.)	131.13 CHF (20)
YTD High date	151.00 CHF (2024/03/08)
YTD Low date	107.21 CHF (2024/06/18)
52 Weeks High date	151.00 CHF (2024/03/08)
52 Weeks Low date	101.36 CHF (2023/10/26)

Recent Research

on sector		on market	
Date		Headline	Download
2024/06/21		Global Equity Ratings	
2024/06/14		Global Equity Ratings	
2024/05/29		Global Equity Ratings	
2024/04/26		Global Equity Ratings	
2024/04/03		Global Equity Ratings	