

SSAB AB FUTURE (SKWF) - EUX/C12

2024/05/06 18:30:11

Price
5.3248 EUR

Difference  -0.22% (-0.01)

General attributes

Symbol	SKWFC12
Exchange	Eurex
Currency	EUR
Security type	Future
Underlying	SSAB AB SER. A
Maturity	04-2025
Contract size	100

Market data

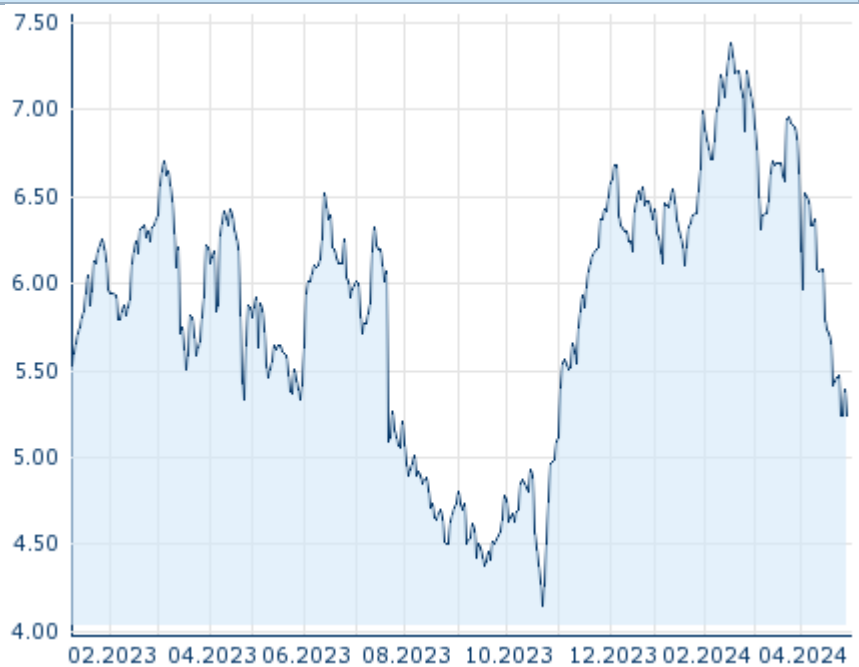
Bid (Bid size)	- EUR (-)
Ask (Ask size)	- EUR (-)
Open	5.3248 EUR
High	5.3248 EUR
Low	5.3248 EUR
Close (prev. day)	5.3363 EUR
Underlying	SSAB AB SER. A
Underlying price (date)	63.48 (24/05/10)
Settlement price (date)	5.36 (24/05/10)
Open Interest	0

Performance and Risk

	6m	1Y	3Y
Perf (%)	+5.24%	-10.59%	-
Perf (abs.)	+0.26	-0.62	-
Beta	-	-	-
Volatility	35.99	39.52	-

Futures and Options

Related Futures	-
Related Options	-












5Y

Information about previous performance does not guarantee future performance.
Source: FactSet

Price data

Ø price 5 days Ø volume 5 days (pcs.)	5.3188 EUR (0)
Ø price 30 days Ø volume 30 days (pcs.)	6.1327 EUR (0)
Ø price 100 days Ø volume 100 days (pcs.)	6.4794 EUR (0)
Ø price 250 days Ø volume 250 days (pcs.)	5.7971 EUR (0)
YTD High date	7.3849 EUR (2024/02/16)
YTD Low date	5.2418 EUR (2024/04/26)
52 Weeks High date	7.3849 EUR (2024/02/16)
52 Weeks Low date	4.1487 EUR (2023/10/23)

Recent Research

on sector			
Date		Headline	Download
2024/04/26		Global Equity Ratings	
2024/04/03		Global Equity Ratings	
2024/03/13		Global Equity Ratings	
2024/02/22		Global Equity Ratings	
2024/02/14		Global Equity Ratings	