

SARTORIUS AG FUTURE (SRTF) - EUX/C10

2024/08/15 18:48:37

Price
244.1836 EURDifference  1.53% (3.68)

General attributes

Symbol	SRTFC10
Exchange	Eurex
Currency	EUR
Security type	Future
Underlying	SARTORIUS AG VZ
Maturity	06-2025
Contract size	100

Market data

Bid (Bid size)	- EUR (-)
Ask (Ask size)	- EUR (-)
Open	244.1836 EUR
High	244.1836 EUR
Low	244.1836 EUR
Close (prev. day)	240.5068 EUR
Underlying	SARTORIUS AG VZ
Underlying price (date)	238.10 (24/08/16)
Settlement price (date)	244.86 (24/08/15)
Open Interest	0

Performance and Risk

	6m	1Y	3Y
Perf (%)	-28.30%	-35.78%	-
Perf (abs.)	-96.38	-136.07	-
Beta	-	-	-
Volatility	70.79	57.33	-

Futures and Options

Related Futures	-
Related Options	-

5Y










Information about previous performance does not guarantee future performance.
Source: FactSet

Price data

Ø price 5 days Ø volume 5 days (pcs.)	245.4228 EUR (0)
Ø price 30 days Ø volume 30 days (pcs.)	245.4597 EUR (0)
Ø price 100 days Ø volume 100 days (pcs.)	283.8307 EUR (0)
Ø price 250 days Ø volume 250 days (pcs.)	313.8862 EUR (0)
YTD High date	393.2752 EUR (2024/03/22)
YTD Low date	209.7945 EUR (2024/07/22)
52 Weeks High date	393.2752 EUR (2024/03/22)
52 Weeks Low date	209.7945 EUR (2024/07/22)

Recent Research

on sector		on market	
Date		Headline	Download
2024/08/12		Global Equity Ratings	
2024/07/24		Global Equity Ratings	
2024/07/12		Global Equity Ratings	
2024/06/21		Global Equity Ratings	
2024/06/14		Global Equity Ratings	