

## SONOVA HOLDING AG FUTURE (SONG) - EUX/C12

2024/09/18 18:41:31

Price  
**294.5531** CHF

Difference  -2.29% (-6.89)

## General attributes

Symbol	SONGC12
Exchange	Eurex
Currency	CHF
Security type	Future
Underlying	SONOVA HOLDING AG
Maturity	08-2025
Contract size	100

## Market data

Bid (Bid size)	- CHF (-)
Ask (Ask size)	- CHF (-)
Open	294.5531 CHF
High	294.5531 CHF
Low	294.5531 CHF
Close (prev. day)	301.4474 CHF
Underlying	SONOVA HOLDING AG
Underlying price (date)	295.00 (24/09/18)
Settlement price (date)	294.55 (24/09/18)
Open Interest	0

## Performance and Risk

	6m	1Y	3Y
Perf (%)	+11.31%	+34.11%	-
Perf (abs.)	+30.62	+76.67	-
Beta	-	-	-
Volatility	26.70	24.75	-

## Futures and Options

Related Futures	-
Related Options	-











Information about previous performance does not guarantee future performance.  
 Source: FactSet

## Price data

Ø price 5 days   Ø volume 5 days (pcs.)	302.3132 CHF (0)
Ø price 30 days   Ø volume 30 days (pcs.)	294.1893 CHF (0)
Ø price 100 days   Ø volume 100 days (pcs.)	282.9537 CHF (0)
Ø price 250 days   Ø volume 250 days (pcs.)	263.3087 CHF (0)
YTD High   date	303.6912 CHF (2024/09/13)
YTD Low   date	248.4237 CHF (2024/04/19)
52 Weeks High   date	303.6912 CHF (2024/09/13)
52 Weeks Low   date	208.7845 CHF (2023/10/30)

## Recent Research

on sector		on market	
Date		Headline	Download
2024/09/11		Global Equity Ratings	
2024/09/05		Global Equity Ratings	
2024/08/12		Global Equity Ratings	
2024/07/24		Global Equity Ratings	
2024/07/12		Global Equity Ratings	