

SES GLOBAL S.A. FUTURE (SESF) - EUX/C10

2024/07/16 18:51:04

Price
4.7741 EUR

Difference  0.51% (0.02)

General attributes

Symbol	SESFC10
Exchange	Eurex
Currency	EUR
Security type	Future
Underlying	SES S.A.
Maturity	04-2025
Contract size	100

Market data

Bid (Bid size)	- EUR (-)
Ask (Ask size)	- EUR (-)
Open	4.7741 EUR
High	4.7741 EUR
Low	4.7741 EUR
Close (prev. day)	4.7499 EUR
Underlying	SES S.A.
Underlying price (date)	4.98 (24/07/17)
Settlement price (date)	4.77 (24/07/16)
Open Interest	0

Performance and Risk

	6m	1Y	3Y
Perf (%)	-16.36%	-16.05%	-
Perf (abs.)	-0.93	-0.91	-
Beta	-	-	-
Volatility	48.76	43.25	-

Futures and Options

Related Futures	-
Related Options	-












Information about previous performance does not guarantee future performance.
Source: FactSet

Price data

Ø price 5 days Ø volume 5 days (pcs.)	4.7547 EUR (0)
Ø price 30 days Ø volume 30 days (pcs.)	4.7713 EUR (0)
Ø price 100 days Ø volume 100 days (pcs.)	5.3983 EUR (0)
Ø price 250 days Ø volume 250 days (pcs.)	5.5642 EUR (0)
YTD High date	6.0253 EUR (2024/02/27)
YTD Low date	4.4498 EUR (2024/04/30)
52 Weeks High date	6.5830 EUR (2023/08/09)
52 Weeks Low date	4.4498 EUR (2024/04/30)

Recent Research

on sector		on market	
Date		Headline	Download
2024/07/12		Global Equity Ratings	
2024/06/21		Global Equity Ratings	
2024/06/14		Global Equity Ratings	
2024/05/29		Global Equity Ratings	
2024/04/26		Global Equity Ratings	