

## VINCI S.A. FUTURE (SQUH) - EUX/C10

2024/10/18 19:07:34

Price  
**107.0147** EURDifference  0.03% (0.03)

## General attributes

Symbol	SQUHC10
Exchange	Eurex
Currency	EUR
Security type	Future
Underlying	VINCI SA
Maturity	08-2025
Contract size	100

## Market data

Bid (Bid size)	- EUR (-)
Ask (Ask size)	- EUR (-)
Open	107.0147 EUR
High	107.0147 EUR
Low	107.0147 EUR
Close (prev. day)	106.9805 EUR
Underlying	VINCI SA
Underlying price (date)	107.30 (24/10/18)
Settlement price (date)	107.21 (24/10/18)
Open Interest	0

## Performance and Risk

	6m	1Y	3Y
Perf (%)	-4.94%	+6.73%	-
Perf (abs.)	-5.57	+6.75	-
Beta	-	-	-
Volatility	30.41	22.15	-

## Futures and Options

Related Futures	-
Related Options	-












Information about previous performance does not guarantee future performance.  
Source: FactSet

## Price data

Ø price 5 days   Ø volume 5 days (pcs.)	106.6148 EUR (0)
Ø price 30 days   Ø volume 30 days (pcs.)	107.0241 EUR (0)
Ø price 100 days   Ø volume 100 days (pcs.)	105.7703 EUR (0)
Ø price 250 days   Ø volume 250 days (pcs.)	110.8540 EUR (0)
YTD High   date	119.3665 EUR (2024/03/27)
YTD Low   date	99.6341 EUR (2024/08/06)
52 Weeks High   date	119.3665 EUR (2024/03/27)
52 Weeks Low   date	98.9727 EUR (2023/10/20)

## Recent Research

on underlying	on sector	on market	
Date		Headline	Download
2024/09/27		Global Equity Ratings	
2024/09/11		Global Equity Ratings	
2024/09/05		Global Equity Ratings	
2024/08/12		Global Equity Ratings	
2024/07/24		Global Equity Ratings	