

VINCI S.A. FUTURE (SQUH) - EUX/C10

2024/09/13 18:35:48

Price
108.708 EURDifference  1.33% (1.43)

General attributes

Symbol	SQUHC10
Exchange	Eurex
Currency	EUR
Security type	Future
Underlying	VINCI SA
Maturity	06-2025
Contract size	100

Market data

Bid (Bid size)	- EUR (-)
Ask (Ask size)	- EUR (-)
Open	108.708 EUR
High	108.708 EUR
Low	108.708 EUR
Close (prev. day)	107.2791 EUR
Underlying	VINCI SA
Underlying price (date)	109.50 (24/09/13)
Settlement price (date)	108.71 (24/09/13)
Open Interest	0

Performance and Risk

	6m	1Y	3Y
Perf (%)	-9.18%	+2.33%	-
Perf (abs.)	-10.84	+2.44	-
Beta	-	-	-
Volatility	29.05	21.53	-

Futures and Options

Related Futures	-
Related Options	-











Information about previous performance does not guarantee future performance.
Source: FactSet

Price data

Ø price 5 days Ø volume 5 days (pcs.)	108.584 EUR (0)
Ø price 30 days Ø volume 30 days (pcs.)	105.212 EUR (0)
Ø price 100 days Ø volume 100 days (pcs.)	106.191 EUR (0)
Ø price 250 days Ø volume 250 days (pcs.)	110.317 EUR (0)
YTD High date	119.367 EUR (2024/03/27)
YTD Low date	99.634 EUR (2024/08/06)
52 Weeks High date	119.367 EUR (2024/03/27)
52 Weeks Low date	98.973 EUR (2023/10/20)

Recent Research

on underlying	on sector	on market	
Date		Headline	Download
2024/09/11		Global Equity Ratings	
2024/09/05		Global Equity Ratings	
2024/08/12		Global Equity Ratings	
2024/07/24		Global Equity Ratings	
2024/07/12		Global Equity Ratings	