

VINCI S.A. FUTURE (SQUH) - EUX/C10

2024/05/06 18:30:12

Price
113.5312 EUR

Difference  0.37% (0.42)

General attributes

Symbol	SQUHC10
Exchange	Eurex
Currency	EUR
Security type	Future
Underlying	VINCI SA
Maturity	02-2025
Contract size	100

Market data

Bid (Bid size)	- EUR (-)
Ask (Ask size)	- EUR (-)
Open	113.5312 EUR
High	113.5312 EUR
Low	113.5312 EUR
Close (prev. day)	113.1159 EUR
Underlying	VINCI SA
Underlying price (date)	115.60 (24/05/10)
Settlement price (date)	117.93 (24/05/10)
Open Interest	0

Performance and Risk

	6m	1Y	3Y
Perf (%)	+8.04%	+2.14%	-
Perf (abs.)	+8.45	+2.38	-
Beta	-	-	-
Volatility	13.78	15.23	-

Futures and Options

Related Futures	-
Related Options	-












5Y

Information about previous performance does not guarantee future performance.
Source: FactSet

Price data

Ø price 5 days Ø volume 5 days (pcs.)	112.8954 EUR (0)
Ø price 30 days Ø volume 30 days (pcs.)	113.9581 EUR (0)
Ø price 100 days Ø volume 100 days (pcs.)	115.2028 EUR (0)
Ø price 250 days Ø volume 250 days (pcs.)	109.9281 EUR (0)
YTD High date	119.3665 EUR (2024/03/27)
YTD Low date	110.9580 EUR (2024/04/16)
52 Weeks High date	119.3665 EUR (2024/03/27)
52 Weeks Low date	98.9727 EUR (2023/10/20)

Recent Research

on underlying	on sector	on market	
Date		Headline	Download
2024/04/26		Global Equity Ratings	
2024/04/03		Global Equity Ratings	
2024/03/13		Global Equity Ratings	
2024/02/22		Global Equity Ratings	
2024/02/14		Global Equity Ratings	