

## VINCI S.A. FUTURE (SQUH) - EUX/C10

2024/04/19 18:42:38

Price  
**112.3716** EUR

Difference  -0.19% (-0.21)

## General attributes

Symbol	SQUHC10
Exchange	Eurex
Currency	EUR
Security type	Future
Underlying	VINCI SA
Maturity	02-2025
Contract size	100

## Market data

Bid (Bid size)	- EUR (-)
Ask (Ask size)	- EUR (-)
Open	112.3716 EUR
High	112.3716 EUR
Low	112.3716 EUR
Close (prev. day)	112.5815 EUR
Underlying	VINCI SA
Underlying price (date)	113.35 (24/04/19)
Settlement price (date)	112.73 (24/04/19)
Open Interest	0

## Performance and Risk

	6m	1Y	3Y
Perf (%)	+12.36%	+2.22%	-
Perf (abs.)	+12.36	+2.44	-
Beta	-	-	-
Volatility	14.00	15.74	-

## Futures and Options

Related Futures	-
Related Options	-












5Y

Information about previous performance does not guarantee future performance.  
 Source: FactSet

## Price data

Ø price 5 days   Ø volume 5 days (pcs.)	111.8191 EUR (0)
Ø price 30 days   Ø volume 30 days (pcs.)	115.2786 EUR (0)
Ø price 100 days   Ø volume 100 days (pcs.)	115.2827 EUR (0)
Ø price 250 days   Ø volume 250 days (pcs.)	109.8680 EUR (0)
YTD High   date	119.3665 EUR (2024/03/27)
YTD Low   date	110.9580 EUR (2024/04/16)
52 Weeks High   date	119.3665 EUR (2024/03/27)
52 Weeks Low   date	98.9727 EUR (2023/10/20)

## Recent Research

on underlying	on sector	on market	
Date		Headline	Download
2024/04/03		Global Equity Ratings	
2024/03/13		Global Equity Ratings	
2024/02/22		Global Equity Ratings	
2024/02/14		Global Equity Ratings	
2024/01/23		Global Equity Ratings	