

## COFINIMMO S.A. FUTURE (TCOF) - EUX/C3

2024/09/17 19:04:27

Price  
**74.9604** EURDifference  -0.67% (-0.51)

## General attributes

Symbol	TCOFC3
Exchange	Eurex
Currency	EUR
Security type	Future
Underlying	COFINIMMO SA NPV
Maturity	11-2024
Contract size	100

## Market data

Bid (Bid size)	- EUR (-)
Ask (Ask size)	- EUR (-)
Open	74.9604 EUR
High	74.9604 EUR
Low	74.9604 EUR
Close (prev. day)	75.4686 EUR
Underlying	COFINIMMO SA NPV
Underlying price (date)	65.85 (24/09/18)
Settlement price (date)	74.96 (24/09/17)
Open Interest	0

## Performance and Risk

	6m	1Y	3Y
Perf (%)	+20.28%	-3.40%	-
Perf (abs.)	+12.64	-2.63	-
Beta	-	-	-
Volatility	20.91	24.64	-

## Futures and Options

Related Futures	-
Related Options	-












Information about previous performance does not guarantee future performance.  
Source: FactSet

## Price data

Ø price 5 days   Ø volume 5 days (pcs.)	75.5369 EUR (0)
Ø price 30 days   Ø volume 30 days (pcs.)	72.1863 EUR (0)
Ø price 100 days   Ø volume 100 days (pcs.)	70.5969 EUR (0)
Ø price 250 days   Ø volume 250 days (pcs.)	69.4985 EUR (0)
YTD High   date	77.8243 EUR (2024/01/12)
YTD Low   date	61.1520 EUR (2024/03/05)
52 Weeks High   date	78.9342 EUR (2023/12/27)
52 Weeks Low   date	60.8991 EUR (2023/10/19)

## Recent Research

on sector		on market	
Date		Headline	Download
2024/09/11		Global Equity Ratings	
2024/09/05		Global Equity Ratings	
2024/08/12		Global Equity Ratings	
2024/07/24		Global Equity Ratings	
2024/07/12		Global Equity Ratings	

5Y