

SIKA AG FUTURE (SIKH) - EUX/C12

2024/07/26 18:35:52

Price
261.6004 CHFDifference  1.37% (3.53)

General attributes

Symbol	SIKHC12
Exchange	Eurex
Currency	CHF
Security type	Future
Underlying	SIKA AG
Maturity	07-2025
Contract size	100

Market data

Bid (Bid size)	- CHF (-)
Ask (Ask size)	- CHF (-)
Open	261.6004 CHF
High	261.6004 CHF
Low	261.6004 CHF
Close (prev. day)	258.0722 CHF
Underlying	SIKA AG
Underlying price (date)	262.00 (24/07/26)
Settlement price (date)	261.60 (24/07/26)
Open Interest	0

Performance and Risk

	6m	1Y	3Y
Perf (%)	+7.94%	-0.58%	-
Perf (abs.)	+19.25	-1.53	-
Beta	-	-	-
Volatility	22.18	24.68	-

Futures and Options

Related Futures	-
Related Options	-

5Y












Information about previous performance does not guarantee future performance.
Source: FactSet

Price data

Ø price 5 days Ø volume 5 days (pcs.)	262.2321 CHF (0)
Ø price 30 days Ø volume 30 days (pcs.)	260.7048 CHF (0)
Ø price 100 days Ø volume 100 days (pcs.)	264.4076 CHF (0)
Ø price 250 days Ø volume 250 days (pcs.)	249.2032 CHF (0)
YTD High date	274.8467 CHF (2024/01/02)
YTD Low date	232.5231 CHF (2024/01/22)
52 Weeks High date	281.3321 CHF (2023/08/04)
52 Weeks Low date	211.9177 CHF (2023/10/26)

Recent Research

on underlying	on sector	on market	
Date		Headline	Download
2022/12/19		Global Equity Ratings	
2022/11/28		Global Equity Ratings	
2022/11/18		Global Equity Ratings	
2022/10/31		Global Equity Ratings	
2022/10/05		Global Equity Ratings	