

## SIKA AG FUTURE (SIKH) - EUX/C12

2024/05/03 18:33:29

Price  
**272.6219** CHFDifference  2.26% (6.02)

## General attributes

Symbol	SIKHC12
Exchange	Eurex
Currency	CHF
Security type	Future
Underlying	SIKA AG
Maturity	04-2025
Contract size	100

## Market data

Bid (Bid size)	- CHF (-)
Ask (Ask size)	- CHF (-)
Open	272.6219 CHF
High	272.6219 CHF
Low	272.6219 CHF
Close (prev. day)	266.6064 CHF
Underlying	SIKA AG
Underlying price (date)	269.30 (24/05/03)
Settlement price (date)	272.62 (24/05/03)
Open Interest	0

## Performance and Risk

	6m	1Y	3Y
Perf (%)	+24.11%	+6.54%	-
Perf (abs.)	+51.78	+16.36	-
Beta	-	-	-
Volatility	23.49	24.44	-

## Futures and Options

Related Futures	-
Related Options	-

5Y












Information about previous performance does not guarantee future performance.  
Source: FactSet

## Price data

Ø price 5 days   Ø volume 5 days (pcs.)	264.7310 CHF (0)
Ø price 30 days   Ø volume 30 days (pcs.)	266.6432 CHF (0)
Ø price 100 days   Ø volume 100 days (pcs.)	256.9430 CHF (0)
Ø price 250 days   Ø volume 250 days (pcs.)	250.0740 CHF (0)
YTD High   date	274.8467 CHF (2024/01/02)
YTD Low   date	232.5231 CHF (2024/01/22)
52 Weeks High   date	281.3321 CHF (2023/08/04)
52 Weeks Low   date	211.9177 CHF (2023/10/26)

## Recent Research

on underlying	on sector	on market	
Date		Headline	Download
2022/12/19		Global Equity Ratings	
2022/11/28		Global Equity Ratings	
2022/11/18		Global Equity Ratings	
2022/10/31		Global Equity Ratings	
2022/10/05		Global Equity Ratings	