

SIKA AG FUTURE (SIKH) - EUX/C12

2024/04/23 18:25:03

Price
260.8813 CHFDifference  0.07% (0.17)

General attributes

Symbol	SIKHC12
Exchange	Eurex
Currency	CHF
Security type	Future
Underlying	SIKA AG
Maturity	04-2025
Contract size	100

Market data

Bid (Bid size)	- CHF (-)
Ask (Ask size)	- CHF (-)
Open	260.8813 CHF
High	260.8813 CHF
Low	260.8813 CHF
Close (prev. day)	260.7115 CHF
Underlying	SIKA AG
Underlying price (date)	257.70 (24/04/23)
Settlement price (date)	260.88 (24/04/23)
Open Interest	0

Performance and Risk

	6m	1Y	3Y
Perf (%)	+20.32%	+2.63%	-
Perf (abs.)	+44.05	+6.67	-
Beta	-	-	-
Volatility	23.34	24.48	-

Futures and Options

Related Futures	-
Related Options	-

5Y












Information about previous performance does not guarantee future performance.
Source: FactSet

Price data

Ø price 5 days Ø volume 5 days (pcs.)	261.3786 CHF (0)
Ø price 30 days Ø volume 30 days (pcs.)	266.6513 CHF (0)
Ø price 100 days Ø volume 100 days (pcs.)	255.5999 CHF (0)
Ø price 250 days Ø volume 250 days (pcs.)	249.8104 CHF (0)
YTD High date	274.8467 CHF (2024/01/02)
YTD Low date	232.5231 CHF (2024/01/22)
52 Weeks High date	281.3321 CHF (2023/08/04)
52 Weeks Low date	211.9177 CHF (2023/10/26)

Recent Research

on underlying	on sector	on market	
Date		Headline	Download
2022/12/19		Global Equity Ratings	
2022/11/28		Global Equity Ratings	
2022/11/18		Global Equity Ratings	
2022/10/31		Global Equity Ratings	
2022/10/05		Global Equity Ratings	