

SSAB AB FUTURE (SKWF) - EUX/C13

2024/05/06 18:30:11

Price
5.3375 EURDifference  -0.22% (-0.01)

General attributes

Symbol	SKWFC13
Exchange	Eurex
Currency	EUR
Security type	Future
Underlying	SSAB AB SER. A
Maturity	06-2025
Contract size	100

Market data

Bid (Bid size)	- EUR (-)
Ask (Ask size)	- EUR (-)
Open	5.3375 EUR
High	5.3375 EUR
Low	5.3375 EUR
Close (prev. day)	5.3491 EUR
Underlying	SSAB AB SER. A
Underlying price (date)	62.08 (24/05/23)
Settlement price (date)	5.30 (24/05/23)
Open Interest	0

Performance and Risk

	6m	1Y	3Y
Perf (%)	+5.22%	-10.61%	-
Perf (abs.)	+0.26	-0.62	-
Beta	-	-	-
Volatility	41.70	42.13	-

Futures and Options

Related Futures	-
Related Options	-











Information about previous performance does not guarantee future performance.
Source: FactSet

Price data

Ø price 5 days Ø volume 5 days (pcs.)	5.3319 EUR (0)
Ø price 30 days Ø volume 30 days (pcs.)	5.9540 EUR (0)
Ø price 100 days Ø volume 100 days (pcs.)	6.4272 EUR (0)
Ø price 250 days Ø volume 250 days (pcs.)	5.7874 EUR (0)
YTD High date	7.4051 EUR (2024/02/16)
YTD Low date	5.2548 EUR (2024/04/26)
52 Weeks High date	7.4051 EUR (2024/02/16)
52 Weeks Low date	4.1743 EUR (2023/10/23)

Recent Research

on sector			
Date		Headline	Download
2024/04/26		Global Equity Ratings	
2024/04/03		Global Equity Ratings	
2024/03/13		Global Equity Ratings	
2024/02/22		Global Equity Ratings	
2024/02/14		Global Equity Ratings	